

# IMPORTANT SAFETY INSTRUCTIONS

WHEN USING AN ELECTRICAL FURNISHING, BASIC PRECAUTIONS SHOULD ALWAYS BE FOLLOWED, INCLUDING THE FOLLOWING:

## READ ALL INSTRUCTIONS BEFORE USING THIS FURNISHING

**DANGER**— TO REDUCE THE RISK OF ELECTRIC SHOCK: ALWAYS UNPLUG THIS FURNISHING FROM THE ELECTRICAL OUTLET BEFORE CLEANING.

**WARNING**— TO REDUCE THE RISK OF BURNS, FIRE, ELECTRIC SHOCK OR INJURY TO PERSONS:

1. Unplug from outlet before putting on or taking off parts.
2. Close supervision is necessary when this furnishing is used by or near children, invalids, or disabled persons.
3. Use this furnishing only for its intended use as described in these instructions. Do not use attachments not recommended by the manufacturer.
4. Never operate this furnishing if it has a damaged cord or plug, if it is not working properly, if it has been dropped or damaged, or dropped into water. Return the furnishing to a service center for examination and repair.
5. Keep the cord away from heated surfaces.
6. Never drop or insert any object into any opening.
7. Do not use outdoors.
8. Do not operate where aerosol (spray) products are being used or where oxygen is being administered.
9. To disconnect, turn all controls to the **0** position, then remove plug from outlet.

10. Be sure mirror is not in a position where it can reflect sunlight; reflected sunlight can cause fire.
11. Do not use on a soft surface such as a bed, where openings may be blocked.
12. Turn switch to **0** position and unplug cord before replacing light bulbs.
13. Do not place or store this furnishing where it can fall or be pulled into a tub or sink.
14. If this furnishing falls into water, unplug it immediately. Do not reach into the water.
15. Never use while sleeping.
16. Do not use bulb greater than 20 watts. Use in any 120 volt, 60 hertz AC electrical outlet (ordinary house current). Do not use it in any other electrical outlet.
17. There is an electrical outlet in base. Do not plug any appliance over 12 amps into this outlet.
18. To protect against electrical hazards, do not use while bathing or in the shower.
19. Unplug the mirror from outlet before cleaning. Do not leave mirror unattended when it is plugged in.
20. Never operate this furnishing with the air openings blocked. Keep the air openings free of lint, hair and the like.

## FOR HOUSEHOLD USE ONLY

# SAVE THESE INSTRUCTIONS OPERATING INSTRUCTIONS

To reduce the risk of electric shock, this mirror has a polarized plug (one blade is wider than the other). This plug will fit in a polarized outlet only one way. If the plug does not fit fully in the outlet, reverse the plug. If it still does not fit, contact a qualified electrician to install the proper outlet. Never use with an extension cord unless plug can be fully inserted. Do not change the plug in any way.

## CAUTION: BE SURE DIRECT SUNLIGHT DOES NOT STRIKE MIRROR WHEN LEFT UNATTENDED; REFLECTED SUNLIGHT CAN CAUSE FIRE.

1. Your circular lighted makeup mirror will swivel so that you can use either the standard view or the magnified view located on the opposite side.
2. Plug cord into any standard 120 volt wall outlet. To turn on lights, simply turn the dial on the base to desired light setting.
3. After use, always turn switch to the **0** position.
4. This mirror features an electrical outlet in the base. Power ratings on appliances plugged into this electrical outlet should not exceed 12 amperes.
5. The beauty and design of this mirror complements any decor. Therefore, you may wish to leave the mirror displayed. However, if you choose to store the mirror, see STORAGE section for detailed information.

## SPECIAL FEATURES

This lighted makeup mirror uses incandescent light bulbs with special coating, simulating lighting in four different settings: evening, home, office and day.

## TO REPLACE BULB

**CAUTION: TURN 0 POWER AND UNPLUG. ALLOW TO COOL AT LEAST 3 MINUTES BEFORE REPLACING BULB.**

**NOTE:** Do not use a bulb greater than 20 watts. Contact the Conair service center at 1-800-472-7606 for replacement bulb information (ask for replacement #RP3435B). Two-pack bulbs (1 clear, 1 blue) are \$9.99, including shipping and handling.

1. Remove the two screws located on each side of the mirror. (Fig. 1)
2. Carefully lift off(O) the top half of the housing from the bottom half that is affixed to the stand.
3. Unscrew the old bulb and replace with the new bulb. (Fig. 2))

4. Carefully replace the top housing half after locating and aligning the screw holes to the bottom half. If the holes don't line up, turn top half of mirror 180°.
5. Insert two screws into screw holes and tighten.

**CAUTION: TO PREVENT ELECTRIC SHOCK, MATCH WIDE BLADE OF PLUG TO WIDE SLOT, FULLY INSERT.**

**CAUTION: RISK OF FIRE, USE ONLY 20 WATTS MAXIMUM 120 VOLT; TYPE T BULBS.**

**DISCONNECTED FROM THE SUPPLY CIRCUIT BEFORE SERVICING OR CLEANING.**

**DO NOT SUBMERSE.**

**MODEL: TGBE103C  
RATING: 120V AC 60Hz 40W  
DATE CODE:**

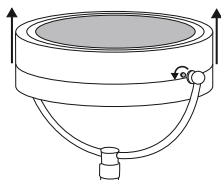


Figure 1




Figure 2

## STORAGE


Disconnect from electrical outlet. **BE SURE DIRECT SUNLIGHT DOES NOT STRIKE MAGNIFYING SIDE OF MIRROR WHEN LEFT UNATTENDED.** Allow to cool to room temperature before storing. Place in cool, dry area out of reach of children, where mirror will not be damaged. Handle cord carefully for longer life; do not jerk or strain at plug connections, or wrap cord around mirror for storage. This could cause damage to the cord or a short circuit. To store mirror, coil cord loosely.

## MAINTENANCE

Your lighted mirror is designed for household use and is virtually maintenance-free. No lubrication is needed. If cleaning becomes necessary, disconnect the appliance from the power source and wipe exterior with a damp cloth. Clean mirror surfaces with a glass cleaner. Do not light until you are certain mirror is completely dry. If any abnormal condition occurs, unplug the lighted mirror, allow it to cool, and return it to an authorized service center for repair.

**WARNING:  
IF YOU THINK THE  
POWER IS OFF  
WHEN THE SWITCH  
IS OFF, YOU'RE WRONG.**

**KEEP AWAY FROM WATER**



Everybody knows that electricity and water are a dangerous combination. But did you know that an electrical appliance is still electrically alive even if the switch is OFF? If the plug is in, the power is on. So when you are not using your appliances, keep them unplugged.

### **ALWAYS UNPLUG SMALL APPLIANCES**

Public Service AD from Association of Home Appliance  
Manufacturers and Underwriters Laboratories, Inc.

## LIMITED ONE YEAR WARRANTY

Conair will repair or replace (at our option) your unit free of charge for 12 months from the date of purchase if the appliance is defective in workmanship or materials.

To obtain service under this warranty, return the defective product to the service center listed below that is nearest you, together with your purchase receipt and \$7.50 for postage and handling. In the absence of a purchase receipt, the warranty period shall be 12 months from the date of manufacture.

**ANY IMPLIED WARRANTIES, OBLIGATIONS, OR LIABILITIES, INCLUDING BUT NOT LIMITED TO THE IMPLIED WARRANTY OF MERCHANTABILITY AND FITNESS FOR A PARTICULAR PURPOSE, SHALL BE LIMITED IN DURATION TO THE 12 MONTH DURATION OF THIS WRITTEN, LIMITED WARRANTY.**

**IN NO EVENT SHALL CONAIR BE LIABLE FOR ANY SPECIAL, INCIDENTAL, OR CONSEQUENTIAL DAMAGES FOR BREACH OF THIS OR ANY OTHER WARRANTY, EXPRESS OR IMPLIED, WHATSOEVER.**

This warranty gives you specific legal rights, and you may also have other rights, which vary from province to province.

### SERVICE CENTRE

©2014 CONAIR CONSUMER PRODUCTS ULC  
100 Conair Parkway  
Woodbridge Ontario, L4H 0L2  
For more information on any Conair  
product call: 1-800-472-7606  
Visit our Web site:  
[www.conaircanada.ca](http://www.conaircanada.ca)  
Consumer Call Centre E-mail:  
[Consumer\\_Canada@Conair.com](mailto:Consumer_Canada@Conair.com)

13CN146039

IB-12605

renew · refresh · revive

# true glow™

Soft halo lighting for a gentle glow.



## 1x/10x Magnification

Classic Incandescent  
Lighting

Satin Nickel Finish  
Double Sided Viewing  
4 Light Settings

## Have a Question?

*Please do not return this product  
to the retailer.*

### Call Us First!

**Our customer service and product  
experts are ready to answer ALL your  
questions.**

**Please call our TOLL-FREE customer  
service number at: 1-800-472-7606**

**or visit us online at  
[www.conaircanada.ca](http://www.conaircanada.ca)**

# CONAIR®

MODEL TGBE103C